

# 58BW TBT HI Window



Offering exceptional child safety and seamless operation, our tilt before turn windows are an ever-popular choice for both multi-residential and light commercial applications.

Made from high performance aluminium these sustainable systems are inherently strong and lightweight. They're also an ideal solution for high-rise buildings where internal glazing and ease of cleaning are essential.

#### DESIGN FEATURES

- › Tested to PAS 24
- › Green guide rated A
- › Integrated deep head profiles for ease of trickle ventilation
- › Unique polyamide thermal break design to improve thermal performance

#### OPTIONS

- › Glazing 24mm – 40mm
- › Available in a range of single or dual colour and anodised finishes
- › Available in the following aesthetics: Bay, Contemporary and Square
- › Available in the following configurations: tilt-before-turn, side hung, fixed light and multi-light
- › Available for Lifetime Homes (LFT)

## SPECIFICATIONS

Performance and accreditations	58BW TBT HI
U-Value (Double Glazing)	1.4 W/m²K
U-Value (Triple Glazing)	1.2 W/m²K
Window Energy Rating (WER)	B - C
BRE Green Guide Rating	A rated
Air Permeability	Class 4 (600 Pa)
Water Tightness	Class 8a (600Pa)
Wind Resistance	Class E2400 (2400 Pa)
Security	PAS 24
3rd Party Certification Q-Mark	✓

### System

Depth	58mm & 70mm
-------	-------------

### Configurations

Opening	Open-in
Top Hung	-
Side Hung	✓
Bottom Hung	✓
Tilt & Turn	✓
Fixed Light	✓
Multi-Light	✓
French Casement	-

### Size and weight limits

#### Side Hung

Max Size (mm)	1725mm x 2300mm
Min. Size	380mm x 575mm / 480mm x 375mm
Max Weight	150kgs

#### Bottom Hung

Max Size (mm)	1725w x 2300mm
Min. Size	380mm x 575mm / 480mm x 375mm
Max Weight	150kgs

#### Tilt & Turn

Max Size (mm)	1725w x 2300mm
Min. Size (mm)	380mm x 575mm / 480mm x 375mm
Max Weight	150 kgs

#### Fixed Light

Max Weight	250kg
------------	-------

### Glazing

Glazing Options	Internal Bead
Glazing Thickness **	24mm - 40mm

### System Features

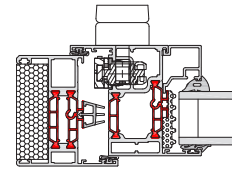
Single Colour	✓
Dual colour option	✓
Textured Finish	✓
Anodised Finish	✓
Multi-Point Locking	✓
Lifetime Homes	✓
Sightline (Frame to Vent)	86mm
Sightline (Vent to Mullion)	100mm
Sightline (Fixed Light)	43mm

\*\*Glazing thickness: Other thicknesses may be possible dependant on profile combinations specified. Fabricators should refer to AluK technical manual glazing section for details.

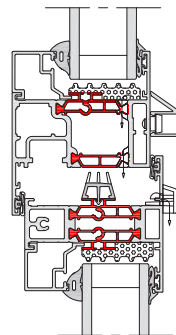
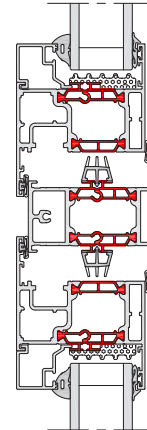
## CAD CROSS SECTIONS AND THERMAL PROFILE

Additional details are available on request.

➤ 58BW TBT HI HEAD



➤ 58BW TBT HI MULLION



➤ 58BW TBT HI THERMAL PROFILE

